

# 31 200m Butterfly Men Heat

Official

13NZ

13 Years New Zealand Short **2:10.81**  
Course Record  
2020-06-06

Mitchell Donaldso..  
PARAK

14NZ

14 Years New Zealand Short **2:05.28**  
Course Record  
2009-09-30

Cory Main  
HPKCO

NZR

Open New Zealand Short **1:51.05**  
Course Record  
2008-04-13 United Kingdom

Moss Burmester  
 NSSAK

18NZ

18 Years New Zealand Short **1:54.21**  
Course Record

Standard

Show more

Entries



Heats

Summary



Total

Rank	Competitor	Age	Club	RT	FINA	Result	
1	Littlejohn Ben	21	St Paul's S...	+0.61		<b>1:57.37</b> Entry: 2:01.01 (- 3.64)	Q
	25m: 11.30		50m: 25.02 (13.72)				
	75m: 39.36 (14.34)		100m: 54.12 (14.76)				
	125m: 1:09.34 (15.22)		150m: 1:25.08 (15.74)				
	175m: 1:41.12 (16.04)		200m: 1:57.37 (16.25)				
2	Crampton J...	21	Capital Swi...	+0.67		<b>1:58.42</b> Entry: 2:00.49 (- 2.07)	Q
	25m: 11.99		50m: 26.59 (14.60)				
	75m: 41.49 (14.90)		100m: 56.73 (15.24)				
	125m: 1:12.05 (15.32)		150m: 1:27.40 (15.35)				
	175m: 1:42.97 (15.57)		200m: 1:58.42 (15.45)				
3	Coetzee Wi...	26	Coast Swi...	+0.63		<b>2:01.57</b> Entry: 1:59.42 (+ 2.15)	Q
	25m: 11.93		50m: 26.38 (14.45)				
	75m: 41.43 (15.05)		100m: 56.59 (15.16)				
	125m: 1:11.85 (15.26)		150m: 1:27.39 (15.54)				
	175m: 1:43.80 (16.41)		200m: 2:01.57 (17.77)				
4	Helms Blair	21	North Shor...	+0.66		<b>2:02.66</b> Entry: 2:03.01 (- 0.35)	Q
	25m: 11.90		50m: 26.78 (14.88)				
	75m: 42.04 (15.26)		100m: 57.89 (15.85)				
	125m: 1:13.71 (15.82)		150m: 1:30.03 (16.32)				
	175m: 1:46.39 (16.36)		200m: 2:02.66 (16.27)				
5	Toisuta (V) ...	21	ACU Blackt...	+0.58		<b>2:02.87</b> Entry: 1:59.48 (+ 3.39)	Q
	25m: 12.36		50m: 27.02 (14.66)				
	75m: 42.03 (15.01)		100m: 57.35 (15.32)				
	125m: 1:13.18 (15.83)		150m: 1:29.60 (16.42)				
	175m: 1:46.41 (16.81)		200m: 2:02.87 (16.46)				
6	Brown Sam	19	Coast Swi...	+0.72		<b>2:03.38</b> Entry: 2:00.52 (+ 2.86)	Q
	25m: 12.25		50m: 27.00 (14.75)				
	75m: 42.33 (15.33)		100m: 58.00 (15.67)				
	125m: 1:14.22 (16.22)		150m: 1:30.58 (16.36)				



175m: 1:47.07 (16.49) 200m: 2:03.38 (16.31)

**7**  **Zhu David** 17  **Porirua City...** +0.64 **2:03.97** Q  
Entry: 2:02.56 (+ 1.41)



25m: 11.86 50m: 26.42 (14.56)  
75m: 41.56 (15.14) 100m: 57.30 (15.74)  
125m: 1:13.75 (16.45) 150m: 1:30.37 (16.62)  
175m: 1:47.26 (16.89) 200m: 2:03.97 (16.71)

**8**  **Wilkinson T...** 19  **Jasi Swim ...** +0.74 **2:04.23** Q  
Entry: 1:59.21 (+ 5.02)



25m: 12.50 50m: 27.22 (14.72)  
75m: 42.45 (15.23) 100m: 58.14 (15.69)  
125m: 1:14.03 (15.89) 150m: 1:30.48 (16.45)  
175m: 1:47.39 (16.91) 200m: 2:04.23 (16.84)

**9**  **Campbell ...** 28  **Wharenui S...** +0.72 **2:04.98** Q  
Entry: 2:04.48 (+ 0.5)



25m: 12.48 50m: 27.57 (15.09)  
75m: 43.09 (15.52) 100m: 59.32 (16.23)  
125m: 1:15.26 (15.94) 150m: 1:31.84 (16.58)  
175m: 1:48.19 (16.35) 200m: 2:04.98 (16.79)

**10**  **Kregting D...** 15  **Roskill Swi...** +0.61 **2:05.16** Q  
Entry: 2:05.98 (- 0.82)

25m: 12.48 50m: 27.54 (15.06)  
75m: 43.17 (15.63) 100m: 58.84 (15.67)  
125m: 1:14.98 (16.14) 150m: 1:31.17 (16.19)  
175m: 1:48.12 (16.95) 200m: 2:05.16 (17.04)

**11**  **Karadjov (V...** 17  **ACU Blackt...** +0.70 **2:05.60** Q  
Entry: 2:05.50 (+ 0.1)



25m: 12.69 50m: 27.78 (15.09)  
75m: 43.44 (15.66) 100m: 59.32 (15.88)  
125m: 1:15.28 (15.96) 150m: 1:31.68 (16.40)  
175m: 1:48.35 (16.67) 200m: 2:05.60 (17.25)

**12**  **Arrowsmith...** 16  **United Swi...** +0.67 **2:05.75** -  
Entry: 2:03.77 (+ 1.98)



25m: 12.77 50m: 27.73 (14.96)  
75m: 43.65 (15.92) 100m: 1:00.17 (16.52)  
125m: 1:16.73 (16.56) 150m: 1:33.72 (16.99)  
175m: 1:49.54 (15.82) 200m: 2:05.75 (16.21)

**13**  **Roux (V) N...** 17  **Tahiti** +0.64 **2:05.98** Q  
Entry: 2:11.18 (- 5.2)



25m: 12.57 50m: 27.63 (15.06)  
75m: 43.16 (15.53) 100m: 59.04 (15.88)  
125m: 1:15.49 (16.45) 150m: 1:32.18 (16.69)  
175m: 1:48.72 (16.54) 200m: 2:05.98 (17.26)

**14**  **Kenny Sam** 17  **Coast Swi...** +0.69 **2:06.92** Q  
Entry: 2:07.44 (- 0.52)

25m: 12.45 50m: 27.68 (15.23)  
75m: 43.66 (15.98) 100m: 1:00.21 (16.55)  
125m: 1:16.69 (16.48) 150m: 1:33.28 (16.59)  
175m: 1:49.87 (16.59) 200m: 2:06.92 (17.05)



**15**  **Amin (V) M...** 16  **ACU Blackt...** +0.68 **2:07.52** -  
Entry: 2:12.78 (- 5.26)



25m: 12.71 50m: 27.95 (15.24)  
75m: 44.01 (16.06) 100m: 1:00.29 (16.28)  
125m: 1:17.04 (16.75) 150m: 1:33.73 (16.69)  
175m: 1:50.32 (16.59) 200m: 2:07.52 (17.20)



**16**  **Amyes Jos...** 20  **Capital Swi...** +0.77 **2:07.57** Q  
Entry: 2:03.36 (+ 4.21)



25m: 12.42 50m: 27.60 (15.18)  
75m: 43.40 (15.80) 100m: 59.81 (16.41)



125m: 1:16.38 (16.57) 150m: 1:33.33 (16.95)  
175m: 1:50.38 (17.05) 200m: 2:07.57 (17.19)



**17**  **Blair Angus** 17  **Comet Swi...** +0.65 **2:08.69** -  
Entry: 2:08.64 (+ 0.05)  
25m: 13.05 50m: 28.61 (15.56)  
75m: 45.06 (16.45) 100m: 1:01.71 (16.65)  
125m: 1:18.69 (16.98) 150m: 1:35.36 (16.67)  
175m: 1:51.81 (16.45) 200m: 2:08.69 (16.88)



**18**  **Verran Joel** 17  **Tasman Sw...** +0.80 **2:09.59** Q  
Entry: 2:10.72 (- 1.13)  
25m: 13.01 50m: 28.79 (15.78)  
75m: 45.52 (16.73) 100m: 1:02.55 (17.03)  
125m: 1:19.52 (16.97) 150m: 1:36.59 (17.07)  
175m: 1:53.02 (16.43) 200m: 2:09.59 (16.57)



**19**  **Broekhuize...** 17  **Hamilton Aq...** +0.70 **2:09.72** Q  
Entry: 2:11.16 (- 1.44)  
25m: 12.91 50m: 28.50 (15.59)  
75m: 44.94 (16.44) 100m: 1:01.88 (16.94)  
125m: 1:18.88 (17.00) 150m: 1:35.98 (17.10)  
175m: 1:52.91 (16.93) 200m: 2:09.72 (16.81)



**20**  **Mellsop Cu...** 20  **Neptune S...** +0.70 **2:09.97** Q  
Entry: 2:03.38 (+ 6.59)  
25m: 12.97 50m: 29.02 (16.05)  
75m: 45.04 (16.02) 100m: 1:01.54 (16.50)  
125m: 1:18.34 (16.80) 150m: 1:35.74 (17.40)  
175m: 1:53.14 (17.40) 200m: 2:09.97 (16.83)



**21**  **Grace Flynn** 15  **Selwyn Swi...** +0.70 **2:10.23** Q  
Entry: 2:12.40 (- 2.17)  
25m: 13.18 50m: 28.72 (15.54)  
75m: 44.75 (16.03) 100m: 1:01.42 (16.67)  
125m: 1:18.59 (17.17) 150m: 1:35.70 (17.11)  
175m: 1:53.04 (17.34) 200m: 2:10.23 (17.19)

**22**  **Gibson Luke** 17  **United Swi...** +0.73 **2:10.36** Q  
Entry: 2:08.57 (+ 1.79)  
25m: 12.91 50m: 28.35 (15.44)  
75m: 44.56 (16.21) 100m: 1:01.35 (16.79)  
125m: 1:18.21 (16.86) 150m: 1:35.31 (17.10)  
175m: 1:52.61 (17.30) 200m: 2:10.36 (17.75)

**23**  **Li Carwin** 19  **Club 37** +0.66 **2:10.55** Q  
Entry: 2:10.82 (- 0.27)  
25m: 13.31 50m: 29.53 (16.22)  
75m: 45.68 (16.15) 100m: 1:02.29 (16.61)  
125m: 1:19.25 (16.96) 150m: 1:36.41 (17.16)  
175m: 1:54.04 (17.63) 200m: 2:10.55 (16.51)



**24**  **Kim Paul** 17  **North Shor...** +0.64 **2:10.90** Q  
Entry: 2:17.24 (- 6.34)  
25m: 12.69 50m: 28.00 (15.31)  
75m: 43.60 (15.60) 100m: 59.97 (16.37)  
125m: 1:16.92 (16.95) 150m: 1:34.31 (17.39)  
175m: 1:52.61 (18.30) 200m: 2:10.90 (18.29)



**25**  **Smithers C...** 26  **Blenheim S...** +0.71 **2:10.91** Q  
Entry: 2:13.95 (- 3.04)  
25m: 13.31 50m: 28.89 (15.58)  
75m: 45.14 (16.25) 100m: 1:01.76 (16.62)  
125m: 1:18.68 (16.92) 150m: 1:35.79 (17.11)  
175m: 1:53.13 (17.34) 200m: 2:10.91 (17.78)



**26**  **Walker Nat...** 18  **Aquagym S...** +0.65 **2:11.48** Q  
Entry: 2:14.73 (- 3.25)  
25m: 13.34 50m: 29.47 (16.13)



75m: 45.99 (16.52) 100m: 1:02.86 (16.87)  
125m: 1:19.78 (16.92) 150m: 1:37.15 (17.37)  
175m: 1:54.38 (17.23) 200m: 2:11.48 (17.10)


**26**  **Baker Zac** 20  **Vikings Swi...** +0.73 **2:11.48** Q  
Entry: 2:09.38 (+ 2.1 )  
25m: 12.94 50m: 28.66 (15.72)  
75m: 45.16 (16.50) 100m: 1:01.86 (16.70)  
125m: 1:18.66 (16.80) 150m: 1:35.85 (17.19)  
175m: 1:53.21 (17.36) 200m: 2:11.48 (18.27)



**28**  **Hardie Orla...** 15  **Hamilton Aq...** +0.70 **2:11.59** Q  
Entry: 2:12.71 (- 1.12 )  
25m: 12.31 50m: 28.23 (15.92)  
75m: 44.78 (16.55) 100m: 1:01.59 (16.81)  
125m: 1:19.11 (17.52) 150m: 1:36.44 (17.33)  
175m: 1:54.11 (17.67) 200m: 2:11.59 (17.48)

**29**  **Willis Alex** 17  **Ice Breaker...** +0.63 **2:11.62** Q  
Entry: 2:09.45 (+ 2.17 )  
25m: 12.68 50m: 28.08 (15.40)  
75m: 44.10 (16.02) 100m: 1:00.48 (16.38)  
125m: 1:17.59 (17.11) 150m: 1:35.12 (17.53)  
175m: 1:53.29 (18.17) 200m: 2:11.62 (18.33)

**30**  **Close Nick** 21  **Pirates Swi...** +0.68 **2:11.91** Q  
Entry: 2:13.57 (- 1.66 )  
25m: 13.43 50m: 29.02 (15.59)  
75m: 45.90 (16.88) 100m: 1:02.55 (16.65)  
125m: 1:19.42 (16.87) 150m: 1:36.87 (17.45)  
175m: 1:54.66 (17.79) 200m: 2:11.91 (17.25)


**31**  **Yuan Eric** 15  **Porirua City...** +0.64 **2:12.03** Q  
Entry: 2:08.63 (+ 3.4 )  
25m: 12.84 50m: 28.33 (15.49)  
75m: 44.82 (16.49) 100m: 1:01.79 (16.97)  
125m: 1:19.24 (17.45) 150m: 1:36.72 (17.48)  
175m: 1:54.64 (17.92) 200m: 2:12.03 (17.39)

**32**  **Potier Jack** 16  **Coast Swi...** +0.70 **2:12.50** Q  
Entry: 2:12.35 (+ 0.15 )  
25m: 13.48 50m: 29.17 (15.69)  
75m: 45.57 (16.40) 100m: 1:02.44 (16.87)  
125m: 1:19.64 (17.20) 150m: 1:37.21 (17.57)  
175m: 1:55.01 (17.80) 200m: 2:12.50 (17.49)



**33**  **Luff Ry** 16  **Northwave ...** +0.71 **2:13.27** Q  
Entry: 2:12.46 (+ 0.81 )  
25m: 13.32 50m: 29.02 (15.70)  
75m: 45.99 (16.97) 100m: 1:03.09 (17.10)  
125m: 1:20.59 (17.50) 150m: 1:38.39 (17.80)  
175m: 1:55.57 (17.18) 200m: 2:13.27 (17.70)



**34**  **Lewis Jacob** 18  **Liz van Wel...** +0.76 **2:13.57** Q  
Entry: 2:14.32 (- 0.75 )  
25m: 13.14 50m: 28.34 (15.20)  
75m: 44.68 (16.34) 100m: 1:01.88 (17.20)  
125m: 1:19.36 (17.48) 150m: 1:37.42 (18.06)  
175m: 1:55.72 (18.30) 200m: 2:13.57 (17.85)

**35**  **Botterill-Ja...** 14  **Tasmania** +0.67 **2:14.13** Q  
Entry: 2:08.67 (+ 5.46 )  
25m: 13.26 50m: 29.21 (15.95)  
75m: 45.83 (16.62) 100m: 1:02.86 (17.03)  
125m: 1:20.65 (17.79) 150m: 1:39.02 (18.37)  
175m: 1:57.01 (17.99) 200m: 2:14.13 (17.12)



**36**  **Greenwood...** 17  **Coast Swi...** +0.58 **2:14.46** -  
Entry: 2:19.01 (- 4.55 )

25m: 13.77      50m: 30.18 (16.41)  
75m: 47.30 (17.12)      100m: 1:04.18 (16.88)  
125m: 1:21.30 (17.12)      150m: 1:38.66 (17.36)  
175m: 1:56.18 (17.52)      200m: 2:14.46 (18.28)



**37**  **Nicholson ...**      15  **Howick Pak...** +0.72      **2:14.90**  
Entry: 2:17.59 (- 2.69 )  
25m: 13.54      50m: 30.07 (16.53)  
75m: 47.24 (17.17)      100m: 1:05.14 (17.90)  
125m: 1:22.79 (17.65)      150m: 1:40.77 (17.98)  
175m: 1:57.93 (17.16)      200m: 2:14.90 (16.97)

**38**  **Cone Ethan**      18  **Aquagym S...** +0.78      **2:15.18**  
Entry: 2:15.55 (- 0.37 )  
25m: 14.31      50m: 30.49 (16.18)  
75m: 47.21 (16.72)      100m: 1:04.68 (17.47)  
125m: 1:21.85 (17.17)      150m: 1:39.82 (17.97)  
175m: 1:57.50 (17.68)      200m: 2:15.18 (17.68)

**39**  **Salomonss...**      14  **Kiwi ASC**      +0.70      **2:15.33**  
Entry: 2:14.57 (+ 0.76 )      -  
25m: 13.21      50m: 29.36 (16.15)  
75m: 46.52 (17.16)      100m: 1:03.95 (17.43)  
125m: 1:21.92 (17.97)      150m: 1:39.87 (17.95)  
175m: 1:58.13 (18.26)      200m: 2:15.33 (17.20)



**40**  **Love Jack**      17  **Blenheim S...** +0.56      **2:15.69**  
Entry: 2:14.57 (+ 1.12 )  
25m: 13.61      50m: 29.67 (16.06)  
75m: 46.60 (16.93)      100m: 1:03.60 (17.00)  
125m: 1:21.26 (17.66)      150m: 1:39.10 (17.84)  
175m: 1:57.08 (17.98)      200m: 2:15.69 (18.61)





















**41**  **Tudgey Alex**      16  **Swim Timaru** +0.80      **2:15.74**  
Entry: 2:15.12 (+ 0.62 )  
25m: 13.81      50m: 30.32 (16.51)  
75m: 47.57 (17.25)      100m: 1:05.18 (17.61)  
125m: 1:23.12 (17.94)      150m: 1:40.72 (17.60)  
175m: 1:58.55 (17.83)      200m: 2:15.74 (17.19)

**42**  **Astley Jordan**      18  **Aquagym S...** +0.75      **2:15.83**  
Entry: 2:09.74 (+ 6.09 )  
25m: 13.58      50m: 29.83 (16.25)  
75m: 46.29 (16.46)      100m: 1:03.41 (17.12)  
125m: 1:20.53 (17.12)      150m: 1:38.86 (18.33)  
175m: 1:57.26 (18.40)      200m: 2:15.83 (18.57)



**43**  **Feng Andrew**      14  **North Shor...** +0.63      **2:16.39**  
Entry: 2:18.43 (- 2.04 )  
25m: 13.86      50m: 30.65 (16.79)  
75m: 48.33 (17.68)      100m: 1:06.81 (18.48)  
125m: 1:24.41 (17.60)      150m: 1:41.91 (17.50)  
175m: 1:59.25 (17.34)      200m: 2:16.39 (17.14)

**44**  **Howat Kayne**      15  **SwimZone ...** +0.53      **2:16.74**  
Entry: 2:15.64 (+ 1.1 )  
25m: 13.49      50m: 30.37 (16.88)  
75m: 47.32 (16.95)      100m: 1:04.32 (17.00)  
125m: 1:21.65 (17.33)      150m: 1:39.74 (18.09)  
175m: 1:58.68 (18.94)      200m: 2:16.74 (18.06)

**45**  **Swanberg ...**      16  **Mt Maunga...** +0.72      **2:16.84**  
Entry: 2:17.50 (- 0.66 )  
25m: 13.50      50m: 30.27 (16.77)  
75m: 47.31 (17.04)      100m: 1:05.00 (17.69)  
125m: 1:23.28 (18.28)      150m: 1:41.04 (17.76)  
175m: 1:58.94 (17.90)      200m: 2:16.84 (17.90)

46	 Close Jack...	15	 North Cant... +0.79	2:17.07 Entry: 2:11.82 (+ 5.25)
	25m: 13.97		50m: 30.43 (16.46)	
	75m: 47.84 (17.41)		100m: 1:05.28 (17.44)	
	125m: 1:22.95 (17.67)		150m: 1:40.72 (17.77)	
	175m: 1:59.09 (18.37)		200m: 2:17.07 (17.98)	
47	 Sung Mathew	18	 Enterprise ... +0.67	2:18.08 Entry: 2:20.78 (- 2.7)
	25m: 14.38		50m: 32.12 (17.74)	
	75m: 50.00 (17.88)		100m: 1:07.04 (17.04)	
	125m: 1:23.88 (16.84)		150m: 1:41.25 (17.37)	
	175m: 1:59.11 (17.86)		200m: 2:18.08 (18.97)	
48	 Cleland Sp...	18	 St Peter's S... +0.69	2:18.19 Entry: 2:15.52 (+ 2.67)
	25m: 14.29		50m: 30.92 (16.63)	
	75m: 48.02 (17.10)		100m: 1:05.49 (17.47)	
	125m: 1:22.88 (17.39)		150m: 1:40.82 (17.94)	
	175m: 1:59.09 (18.27)		200m: 2:18.19 (19.10)	
49	 Wilson Joel	15	 Hokonui Aq... +0.77	2:18.74 Entry: 2:21.06 (- 2.32)
	25m: 14.20		50m: 30.77 (16.57)	
	75m: 47.80 (17.03)		100m: 1:05.57 (17.77)	
	125m: 1:23.65 (18.08)		150m: 1:41.78 (18.13)	
	175m: 2:00.47 (18.69)		200m: 2:18.74 (18.27)	
50	 Paki Te	13	 Northwave ... +0.66	2:18.96 Entry: 2:25.56 (- 6.6)
	25m: 13.98		50m: 30.67 (16.69)	
	75m: 48.79 (18.12)		100m: 1:07.36 (18.57)	
	125m: 1:26.19 (18.83)		150m: 1:44.07 (17.88)	
	175m: 2:01.81 (17.74)		200m: 2:18.96 (17.15)	
51	 Haufe Hans	15	 Northwave ... +0.72	2:19.03 Entry: 2:15.73 (+ 3.3)
	25m: 13.26		50m: 29.64 (16.38)	
	75m: 46.91 (17.27)		100m: 1:05.13 (18.22)	
	125m: 1:23.36 (18.23)		150m: 1:42.01 (18.65)	
	175m: 2:00.48 (18.47)		200m: 2:19.03 (18.55)	
51	 Broadfoot ...	13	 Pirates Swi... +0.75	2:19.03 Entry: 2:25.56 (- 6.53)
	25m: 14.40		50m: 31.49 (17.09)	
	75m: 49.23 (17.74)		100m: 1:07.66 (18.43)	
	125m: 1:25.45 (17.79)		150m: 1:43.64 (18.19)	
	175m: 2:01.33 (17.69)		200m: 2:19.03 (17.70)	
53	 Yin Caleb	13	 Mt Eden S... +0.61	2:19.21 Entry: 2:22.08 (- 2.87)
	25m: 14.49		50m: 32.06 (17.57)	
	75m: 50.45 (18.39)		100m: 1:08.78 (18.33)	
	125m: 1:26.62 (17.84)		150m: 1:44.32 (17.70)	
	175m: 2:01.99 (17.67)		200m: 2:19.21 (17.22)	
54	 Dickison Ja...	14	 Nga Tai Tu... +0.71	2:19.23 Entry: 2:17.92 (+ 1.31)
	25m: 13.30		50m: 29.86 (16.56)	
	75m: 47.15 (17.29)		100m: 1:04.76 (17.61)	
	125m: 1:22.83 (18.07)		150m: 1:41.22 (18.39)	
	175m: 2:00.20 (18.98)		200m: 2:19.23 (19.03)	
55	 Beattie Flyn	15	 Mt Maunga... +0.72	2:19.77 Entry: 2:23.92 (- 4.15)
	25m: 14.54		50m: 31.89 (17.35)	
	75m: 49.54 (17.65)		100m: 1:07.83 (18.29)	
	125m: 1:26.04 (18.21)		150m: 1:44.23 (18.19)	

175m: 2:02.08 (17.85) 200m: 2:19.77 (17.69)

**56**  Inwood Ha... 16  Jasi Swim ... +0.74 **2:20.14**  
Entry: 2:17.93 (+ 2.21 )

25m: 12.99 50m: 29.45 (16.46)  
75m: 46.27 (16.82) 100m: 1:04.04 (17.77)  
125m: 1:22.67 (18.63) 150m: 1:42.03 (19.36)  
175m: 2:01.05 (19.02) 200m: 2:20.14 (19.09)

**57**  Copocean ... 14  St Paul's S... +0.75 **2:20.68**  
Entry: 2:23.74 (- 3.06 )

25m: 14.50 50m: 31.52 (17.02)  
75m: 49.23 (17.71) 100m: 1:07.30 (18.07)  
125m: 1:25.66 (18.36) 150m: 1:44.19 (18.53)  
175m: 2:02.61 (18.42) 200m: 2:20.68 (18.07)

**58**  Suzuki Ray 16  Jasi Swim ... +0.76 **2:21.01**  
Entry: 2:17.83 (+ 3.18 )

25m: 13.69 50m: 29.98 (16.29)  
75m: 47.44 (17.46) 100m: 1:05.85 (18.41)  
125m: 1:24.16 (18.31) 150m: 1:43.02 (18.86)  
175m: 2:01.77 (18.75) 200m: 2:21.01 (19.24)

**59**  Joyce Josiah 14  St Paul's S... +0.69 **2:22.07**  
Entry: 2:27.79 (- 5.72 )



25m: 14.24 50m: 31.55 (17.31)  
75m: 49.44 (17.89) 100m: 1:07.59 (18.15)  
125m: 1:26.21 (18.62) 150m: 1:44.77 (18.56)  
175m: 2:03.26 (18.49) 200m: 2:22.07 (18.81)

**60**  Dickison C... 13  Nga Tai Tu... +0.62 **2:22.94**  
Entry: 2:20.38 (+ 2.56 )

25m: 13.91 50m: 30.52 (16.61)  
75m: 48.39 (17.87) 100m: 1:06.60 (18.21)  
125m: 1:24.79 (18.19) 150m: 1:43.46 (18.67)  
175m: 2:02.91 (19.45) 200m: 2:22.94 (20.03)

**61**  Webber Na... 16  Tawa Swim... +0.78 **2:23.03**  
Entry: 2:20.05 (+ 2.98 )



25m: 13.41 50m: 30.55 (17.14)  
75m: 48.39 (17.84) 100m: 1:07.18 (18.79)  
125m: 1:26.02 (18.84) 150m: 1:44.67 (18.65)  
175m: 2:03.57 (18.90) 200m: 2:23.03 (19.46)

**62**  Searle Bra... 14  United Swi... +0.48 **2:23.43**  
Entry: 2:22.41 (+ 1.02 )



25m: 13.83 50m: 30.73 (16.90)  
75m: 48.18 (17.45) 100m: 1:06.48 (18.30)  
125m: 1:24.98 (18.50) 150m: 1:44.04 (19.06)  
175m: 2:03.34 (19.30) 200m: 2:23.43 (20.09)

**63**  Heathcote ... 16  Phoenix Aq... +0.64 **2:23.51**  
Entry: 2:17.47 (+ 6.04 )

25m: 13.35 50m: 29.86 (16.51)  
75m: 47.77 (17.91) 100m: 1:06.42 (18.65)  
125m: 1:25.68 (19.26) 150m: 1:44.82 (19.14)  
175m: 2:04.44 (19.62) 200m: 2:23.51 (19.07)

**64**  Crawford L... 16  Swim Timaru +0.66 **2:23.78**  
Entry: 2:25.50 (- 1.72 )

25m: 14.64 50m: 32.32 (17.68)  
75m: 50.68 (18.36) 100m: 1:09.13 (18.45)  
125m: 1:27.94 (18.81) 150m: 1:46.60 (18.66)  
175m: 2:05.30 (18.70) 200m: 2:23.78 (18.48)

**65**  Knox Findlay 21  North Cant... +0.83 **2:24.75**  
Entry: 2:21.45 (+ 3.3 )

25m: 14.05 50m: 31.06 (17.01)  
75m: 48.85 (17.79) 100m: 1:07.08 (18.23)

125m: 1:25.62 (18.54) 150m: 1:44.62 (19.00)  
175m: 2:04.53 (19.91) 200m: 2:24.75 (20.22)

66



Williams Luca

15



TBSS Cent... +0.67

2:25.35

Entry: 2:21.98 (+ 3.37)

25m: 14.34 50m: 31.36 (17.02)  
75m: 48.97 (17.61) 100m: 1:07.14 (18.17)  
125m: 1:26.11 (18.97) 150m: 1:46.02 (19.91)  
175m: 2:05.81 (19.79) 200m: 2:25.35 (19.54)

67



Stracey Mo...

13



Wharenui S... +0.77

2:27.43

Entry: 2:30.09 (- 2.66)

25m: 14.49 50m: 31.84 (17.35)  
75m: 50.36 (18.52) 100m: 1:09.23 (18.87)  
125m: 1:28.67 (19.44) 150m: 1:48.04 (19.37)  
175m: 2:07.95 (19.91) 200m: 2:27.43 (19.48)

68



Laurenson ...

16



Dapto Swi... +0.60

2:27.76

Entry: 2:23.75 (+ 4.01)

25m: 13.57 50m: 30.89 (17.32)  
75m: 49.25 (18.36) 100m: 1:08.22 (18.97)  
125m: 1:27.75 (19.53) 150m: 1:47.31 (19.56)  
175m: 2:07.55 (20.24) 200m: 2:27.76 (20.21)

69



Narayan Ari

14



Hamilton Aq... +0.65

2:27.98

Entry: 2:27.11 (+ 0.87)

25m: 15.06 50m: 33.02 (17.96)  
75m: 51.17 (18.15) 100m: 1:10.28 (19.11)  
125m: 1:29.48 (19.20) 150m: 1:49.08 (19.60)  
175m: 2:08.87 (19.79) 200m: 2:27.98 (19.11)

70



Poulsen Fidel

17



Bream Bay ... +0.82

2:29.28

Entry: 2:22.70 (+ 6.58)

25m: 14.87 50m: 31.94 (17.07)  
75m: 49.84 (17.90) 100m: 1:08.54 (18.70)  
125m: 1:27.60 (19.06) 150m: 1:47.52 (19.92)  
175m: 2:08.42 (20.90) 200m: 2:29.28 (20.86)

71



McNabb Fi...

15



Blenheim S... +0.73

2:32.94

Entry: 2:24.37 (+ 8.57)

25m: 14.62 50m: 31.93 (17.31)  
75m: 50.35 (18.42) 100m: 1:09.16 (18.81)  
125m: 1:28.94 (19.78) 150m: 1:49.86 (20.92)  
175m: 2:11.00 (21.14) 200m: 2:32.94 (21.94)

72



Fougere Cole

14



United Swi... +0.58

2:35.83

Entry: 2:29.63 (+ 6.2)

25m: 15.22 50m: 32.90 (17.68)  
75m: 51.66 (18.76) 100m: 1:10.61 (18.95)  
125m: 1:30.92 (20.31) 150m: 1:52.06 (21.14)  
175m: 2:14.36 (22.30) 200m: 2:35.83 (21.47)

0



Ramanui T...

15



Pukekohe ... +0.69

DSQ